

# ADAMS ELEMENTARY SCHOOL ROOF REPLACEMENT

## LINCOLN ELEMENTARY SCHOOL DISTRICT 27

1311 NICHOLSON ROAD,  
LINCOLN, IL 62656

CONSTRUCTION DOCUMENTS  
2/3/2023

ARCHITECT



Middleton Associates, Inc.  
1702 W. College Ave.  
Normal, IL 61761  
T: 309.452.1271



Design Mavens Architecture PLLC  
1702 W. College Ave  
Normal, IL 61761  
T: 309.304.3048

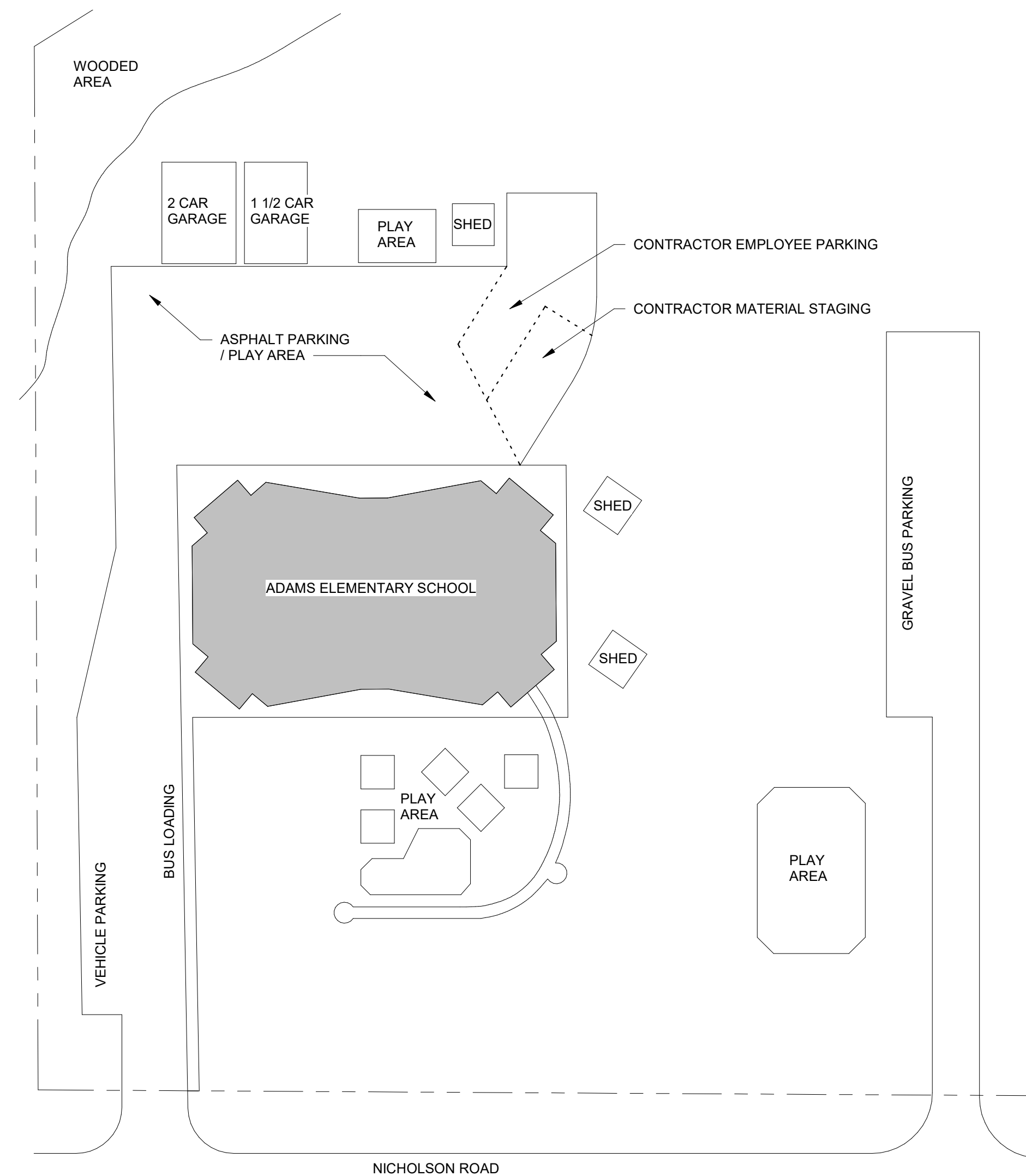
I HEREBY CERTIFY THAT THE PLANS AND SPECIFICATIONS DATED FEB 2, 2023 FOR ADAMS ELEMENTARY SCHOOL, 1311 NICHOLSON ROAD, LINCOLN, IL 62656 FOR LINCOLN ELEMENTARY SCHOOL DISTRICT 27, DISTRICT OFFICE, 304 EIGHTH STREET, LINCOLN, IL 62656, WERE PREPARED WITH MY SUPERVISION USING THE INTERNATIONAL BUILDING CODE & ILLINOIS ADMINISTRATIVE CODE 185 AND TO THE BEST OF MY KNOWLEDGE, COMPLY WITH THE HEALTH/LIFE SAFETY CODE AS PREPARED AND PROVIDED BY THE STATE OF ILLINOIS BOARD OF EDUCATION. I HAVE PREPARED, OR CAUSED TO BE PREPARED UNDER MY DIRECT SUPERVISION, THE ATTACHED PLANS AND SPECIFICATIONS AND STATE THAT TO THE BEST OF MY KNOWLEDGE AND BELIEF AND TO THE EXTENT OF MY CONTRACTUAL OBLIGATION, THEY COMPLY WITH THE ENVIRONMENTAL BARRIERS ACT (ILL. REV. STAT. 1985, CH. III-1/2 PARS. 3711 ET. SEQ. AS AMENDED) AND THE ILLINOIS ACCESSIBILITY CODE, 71 ILLINOIS ADMINISTRATIVE CODE 400.



Expiration Date  
11/30/22  
*Randall E. Middleton*  
RANDALL MIDDLETON 001-007938



PROJECT NOTE: ALL NEW MATERIALS EMPLOYED IN THE WORK SHALL BE ASBESTOS FREE AND PCB FREE. CONTRACTOR SHALL SUBMIT CERIFICATION OF SUSPECT ITEMS UPON REQUEST, AND FOR THE OVERALL PROJECT AT THE CONCLUSION OF THE WORK.

### SITE MAP



### INDEX OF DRAWINGS

- G101 COVER SHEET
- AD301 DEMOLITION ROOF PLAN
- A301 ROOF PLAN & DETAILS



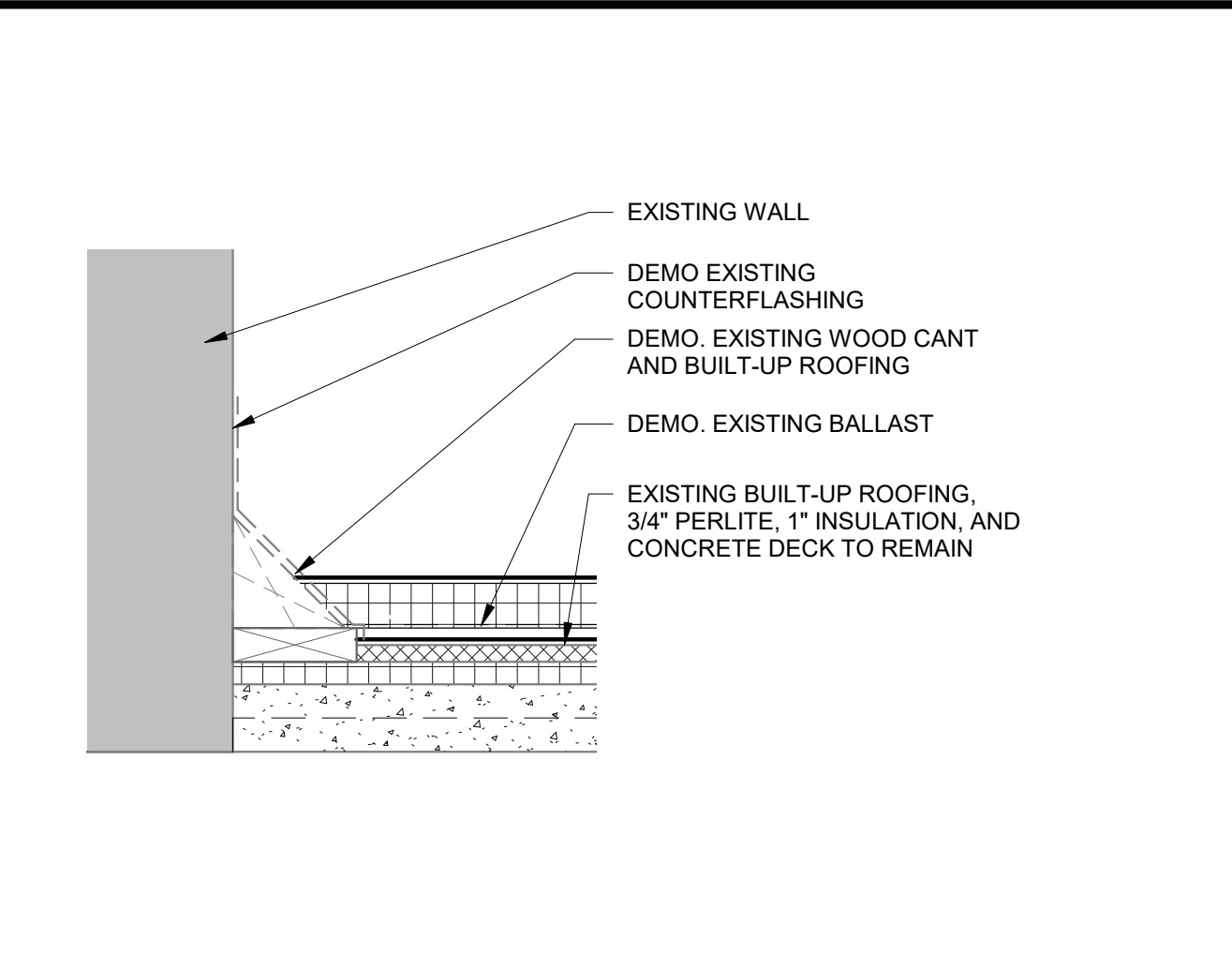
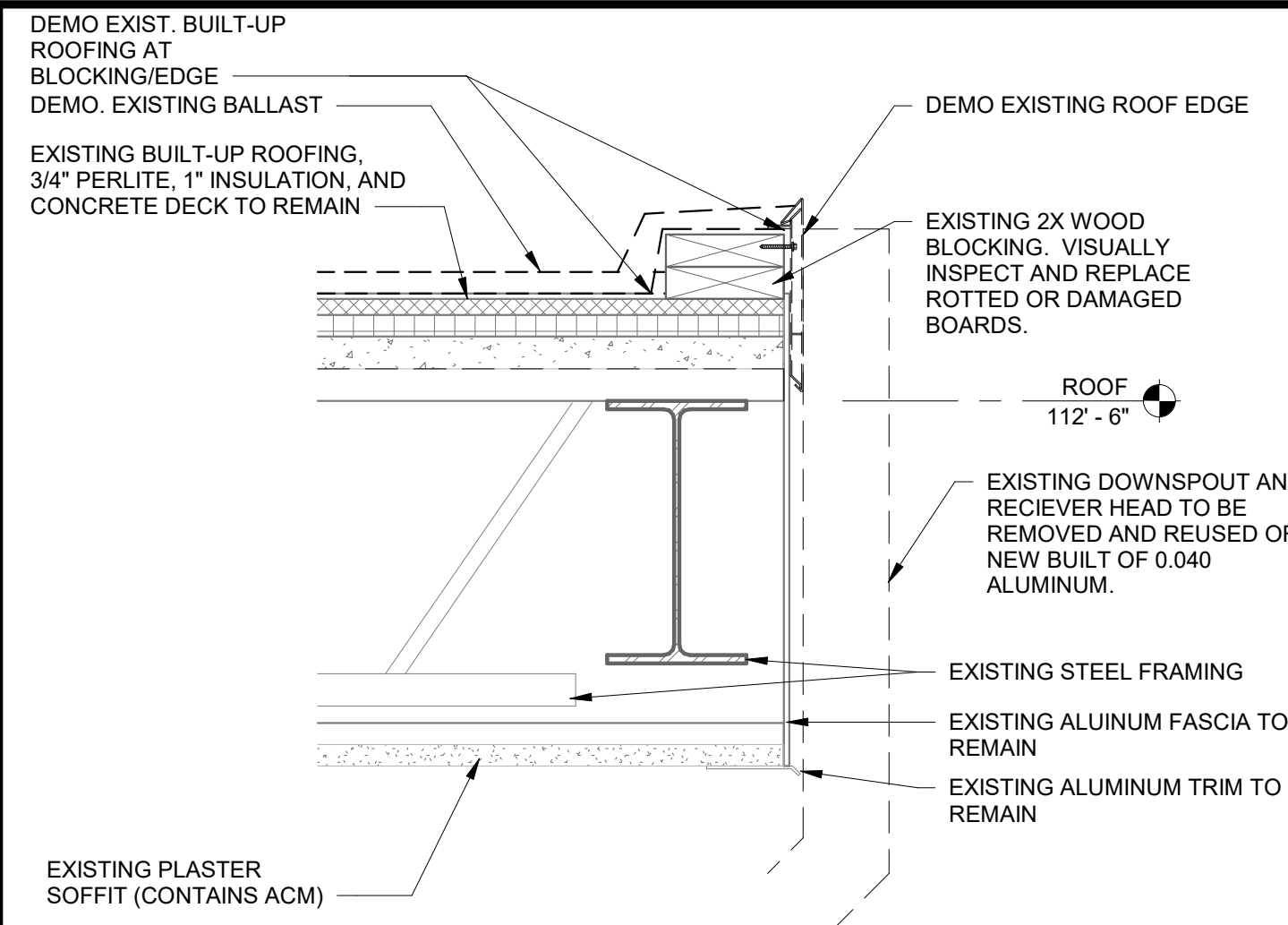
COVER SHEET  
 ADAMS ELEMENTARY SCHOOL ROOF REPLACEMENT  
 LINCOLN ELEMENTARY SCHOOL DISTRICT 27  
 1311 NICHOLSON ROAD, LINCOLN, IL 62656

REVISIONS		
#	DATE	DESCRIPTION

PROJECT #	230004
ISSUED DATE	2/3/2023

SHEET  
**G101**  
1 OF (3) SHEETS

MIDDLETON ASSOCIATES PROJECT #26351422



2 EXISTING ROOF EDGE DEMOLITION DETAIL  
1 1/2" = 1'-0"

3 EXISTING COUNTERFLASHING DEMOLITION DETAIL  
1 1/2" = 1'-0"

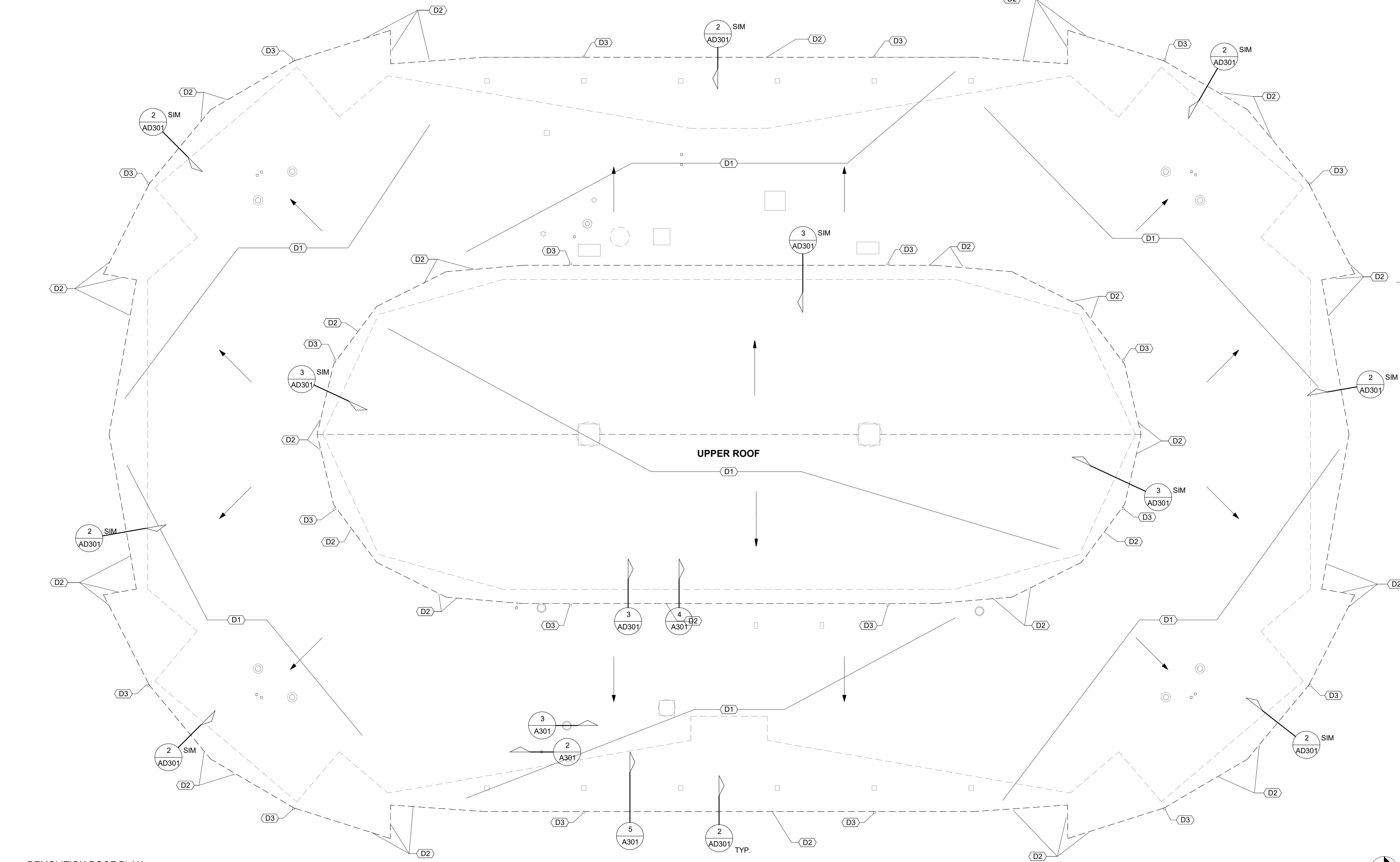
**DEMOLITION GENERAL NOTES**

1. THE CONTRACTOR SHALL VISIT THE SITE AND FIELD VERIFY THE EXISTING CONDITIONS AND DIMENSIONS PRIOR TO BID SUBMISSION. THE CONTRACTOR SHALL REPORT ANY DISCREPANCIES BETWEEN THE DRAWINGS AND THE ACTUAL CONDITIONS IMMEDIATELY TO THE ARCHITECT.
2. THIS DRAWING AND ALL OTHER DEMOLITION NOTES / PLANS IN THIS SET DO NOT LIMIT THE EXTENT OF THE REQUIRED DEMOLITION WORK. CONTRACTOR IS RESPONSIBLE FOR ALL DEMOLITION WORK REQUIRED TO COMPLETE WORK INDICATED.
3. CONTRACTOR TO PATCH AND FINISH ANY DAMAGE TO EXISTING CONSTRUCTION TO MATCH EXISTING ADJACENT SURFACES. CONTRACTOR TO PATCH EXISTING WALLS, FLOORS, CEILINGS WHERE M/E/P/FP ITEMS WERE REMOVED.
4. ALL SURFACES DISTURBED OR EXPOSED DURING DEMOLITION SHALL BE PATCHED AND REPAIRED TO MATCH ADJACENT SURFACES.
5. CONTRACTOR IS RESPONSIBLE FOR ENSURING ANY ITEM THAT IS INDICATED TO BE SALVAGED FOR REUSE OR TURNED OVER TO THE OWNER, IS NOT DAMAGED DURING REMOVAL OR RELOCATION.
6. ITEMS INDICATED TO REMAIN THAT ARE INADVERTENTLY REMOVED OR DAMAGED SHALL BE REPLACED AT THE CONTRACTOR'S EXPENSE.
7. ALL DEMOLISHED ITEMS, NOT TO BE RETURNED TO OWNER OR SALVAGED FOR REUSE, SHALL BE REMOVED FROM THE SITE. NO DEMOLISHED ITEMS SHALL BE STORED ON SITE.
8. VERIFY WITH ARCHITECT PRIOR TO DISPOSAL OF SALVAGEABLE DEMOLITION ITEMS.
9. VERIFY WITH ARCHITECT PRIOR TO MODIFICATION OR REMOVAL OF ANY STRUCTURAL ELEMENTS, COLUMNS, BEAMS, LINTELS, BEARING WALLS, CUTTING OF FLOOR OPENINGS, ETC.
10. ABBREVIATIONS  
 CU CONDENSING UNIT  
 DS DOWNSPOUT  
 EF EXHAUST FAN  
 EX EXISTING  
 EJ EXPANSION JOINT  
 IN INTAKE  
 NIC NOT IN CONTRACT  
 PP PITCH POCKET  
 RD ROOF DRAIN  
 TYP. TYPICAL  
 VTR VENT THRU ROOF

**DEMOLITION LEGEND**

- EXISTING ITEM TO REMAIN
- - - ITEM TO BE DEMOLISHED
- (DX) DEMO KEYED NOTE

DEMOLITION KEYED NOTES	
KEYED NOTE	DESCRIPTION
D1	BUILT-UP ROOF BALLAST TO BE SCRAPPED, BRUSHED, VACUMMED, ETC. TO REMOVE DIRT & LOOSE BALLAST. REMOVE AS MUCH BALLAST AS POSSIBLE OR TO ET GOOD BASE FOR SLIP SHEET & 20 YEAR WARRANTY.
D2	REMOVE EXISTING METAL ROOF EDGE AND BUILT-UP ROOFING AT EDGE. SEE DETAIL 2/A301.
D3	REMOVE AND REINSTALL RECEIVER HEAD AND DOWNSPOUT AS REQD TO REMOVE AND REPLACE METAL ROOF EDGE. SEE A301 FOR ADDITIONAL NOTES.



1 DEMOLITION ROOF PLAN  
1/8" = 1'-0"



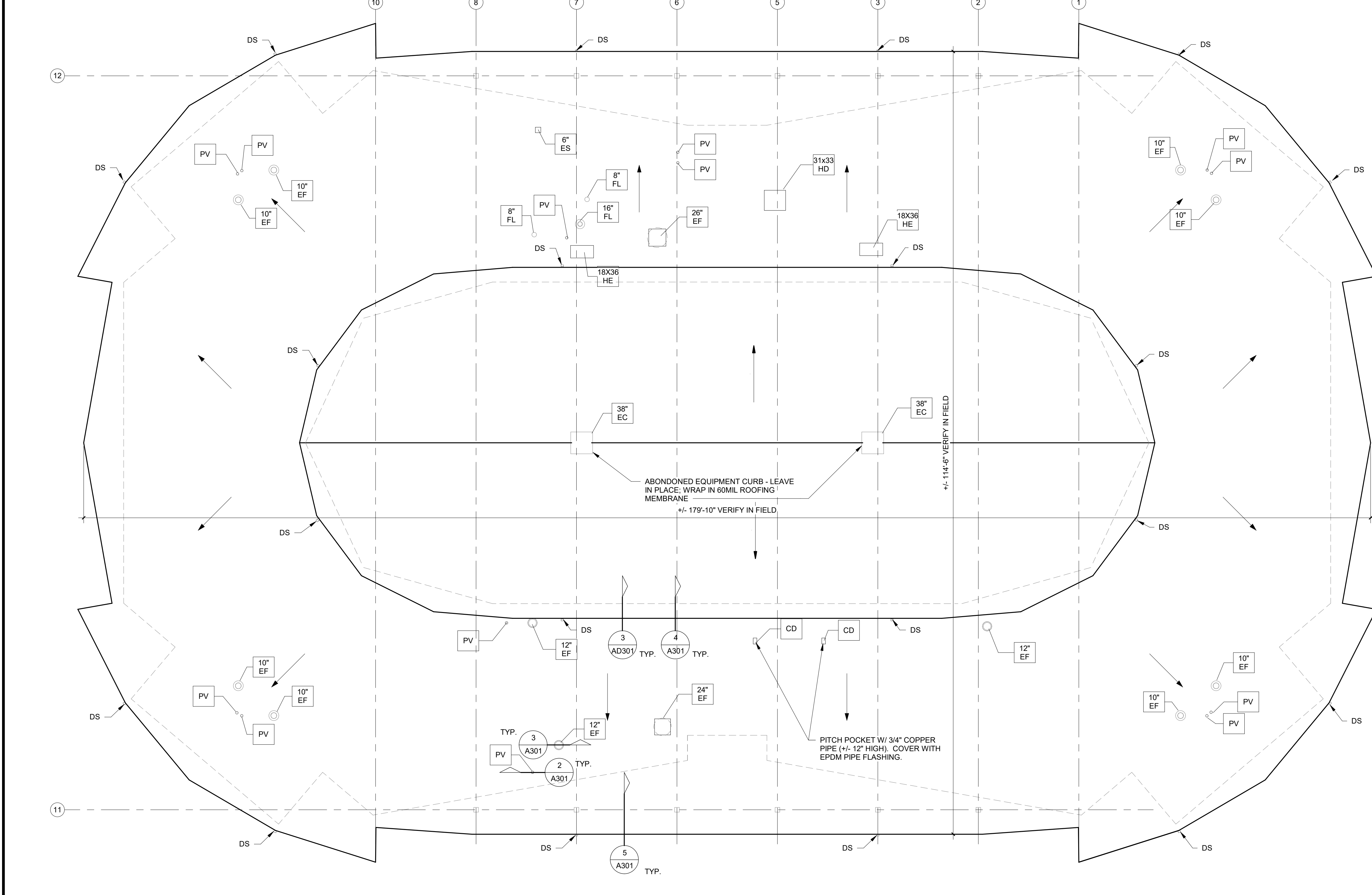
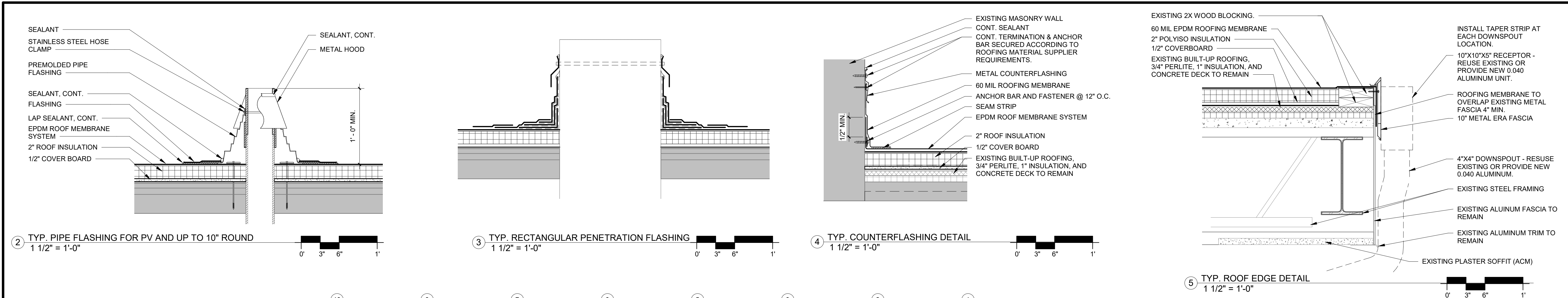
ARCHITECTS  
**MIDDLETON ASSOCIATES, INC.**  
 ARCHITECTS  
 WWW.MIDDLETONASSOCIATES.NET  
**DESIGN Mavens ARCHITECTURE, INC.**  
 WWW.DESIGNMAVENS.COM  
 DESIGN FIRM REG. ID# 184-00872  
 COPYRIGHT 2023 BY DESIGN MAVENS ARCHITECTURE, P.L.L.C. All rights reserved. No part of this document may be reproduced or transmitted in any form or by any means, electronic or mechanical, including photocopying, recording, or by any information or storage retrieval system, without the written permission of the author, except where by permission by law.

**DEMOLITION ROOF PLAN**  
**ADAMS ELEMENTARY SCHOOL ROOF REPLACEMENT**  
**LINCOLN ELEMENTARY SCHOOL DISTRICT 27**  
 1311 NICHOLSON ROAD, LINCOLN, IL 62656

REVISIONS		
#	DATE	DESCRIPTION

PROJECT # 230004  
 ISSUED DATE 2/3/2023  
 SHEET  
**AD301**  
 2 OF (3) SHEETS

MIDDLETON ASSOCIATES PROJECT #26351422



1 ROOF PLAN  
1/8" = 1'-0"

**ROOFING GENERAL NOTES**

- VERIFY ALL DIMENSIONS AND CONDITIONS.
- CONTRACTOR TO COORDINATE ROOF WORK WITH MECHANICAL, ELECTRICAL, AND PLUMBING WORK. ITEMS NOT SPECIFICALLY IDENTIFIED ON THE ROOF PLAN, BUT INDICATED ON THE MECHANICAL, ELECTRICAL OR PLUMBING DRAWINGS SHALL BE INSTALLED IN ACCORDANCE TO THE APPROPRIATE DETAIL FOR THAT WORK.
- CRICKETS SHALL BE INSTALLED UP-SLOPE OF ALL ROOFTOP EQUIPMENT CURBS.
- REINSTALL EXISTING SCUPPER BOXES OR FABRICATE NEW BOXES OF 0.032 BROWN FINISH ALUMINUM TO MATCH EXISTING. CONNECT EXISTING 4X4 DOWNSPOUTS TO SCUPPERS. PROVIDE NEW DOWNSPOUT TO SCUPPER CONNECTION IF NECESSARY.
- EXTEND ALL ROOF PENETRATIONS TO PROVIDE 12" MINIMUM CLEARANCE ABOVE ROOF.
- TYPICAL ROOFING SYSTEM FOR ALL LEVELS:  
 - 60 MIL EPDM ROOF MEMBRANE  
 - 2" RIGID INSULATION BOARD  
 - 1/2" COVER BOARD  
 - EXISTING BUILT-UP HOT ASPHALT ROOFING SYSTEM  
 - EXISTING 3/4" PERLITE  
 - EXISTING 1" POLYISOCYANURATE INSULATION  
 - EXISTING BASE SHEET  
 - EXISTING CONCRETE DECK
- ABBREVIATIONS:  
 CD CONDENSATE DRAIN PITCH POCKET  
 DS DOWNSPOUT  
 EC EQUIPMENT CURB  
 EF EXHAUST FAN  
 ES ELECTRICAL SERVICE  
 FL FLUE  
 HD KITCHEN HOOD  
 PV ROOF DRAIN  
 T/O TOP OF

**ROOF PLAN LEGEND**

- WALL BELOW ROOF
- VTR ○ VENT THRU ROOF - REFER TO 2/A301 FOR ADDITIONAL INFORMATION.
- MECHANICAL CURB - REFER TO 3/A301 FOR ADDITIONAL INFORMATION.
- X" TYPE PENETRATION TAG HEIGHT & TYPE
- X' / 12" STRUCTURAL SLOPE OF ROOF DECK

**SYMBOL LEGEND**

- 1 SIM DETAIL REFERENCE: DETAIL NUMBER (TOP) SHEET NUMBER (BOTTOM)
- SPOT ELEVATION
- KEYNOTE

ARCHITECTS  
**MIDDLETON ASSOCIATES, INC.**  
 ARCHITECTS  
 WWW.MIDDLETONASSOCIATES.NET  
**DESIGN Mavens ARCHITECTURE, INC.**  
 ARCHITECTURE  
 WWW.DESIGNMAVENS.COM  
 DESIGN FIRM REG. #DF 184-008472  
 © BY ANY INFORMATION OR STORAGE RETRIEVAL SYSTEM, WITHOUT THE WRITTEN PERMISSION OF THE AUTHOR, EXCEPT WHERE BY PERMITTED BY LAW.

**ROOF PLAN & DETAILS**  
**ADAMS ELEMENTARY SCHOOL ROOF REPLACEMENT**  
**LINCOLN ELEMENTARY SCHOOL DISTRICT 27**  
 1311 NICHOLSON ROAD, LINCOLN, IL 62656

REVISIONS		
#	DATE	DESCRIPTION

PROJECT # 230004  
 ISSUED DATE 2/3/2023  
 SHEET  
**A301**  
 3 OF (3) SHEETS