

January 29, 2020

MIDDLETON ASSOCIATES INCORPORATED  
1702 W. COLLEGE AVE., SUITE E  
NORMAL, IL 61761-2793  
309/452-1271 FAX 309/454-8049

ADDENDUM NUMBER 3  
TO THE DRAWINGS AND SPECIFICATIONS

PROJECT: McLean County Unit District No. 5 Kingsley Junior High School HVAC Renovation  
and Geothermal

FOR: McLean Co. Unit District No. 5, 1809 W. Hovey Ave., Normal, IL 61761

A/E PROJECT NO: 23152318

BID OPENING: Thursday, February 6, 2020, 1:30 p.m. prevailing time  
Maintenance Office, 1999 Eagle Road, Normal, IL 61761

THIS ADDENDUM DOES NOT CHANGE THE BID DATE OR BID TIME.

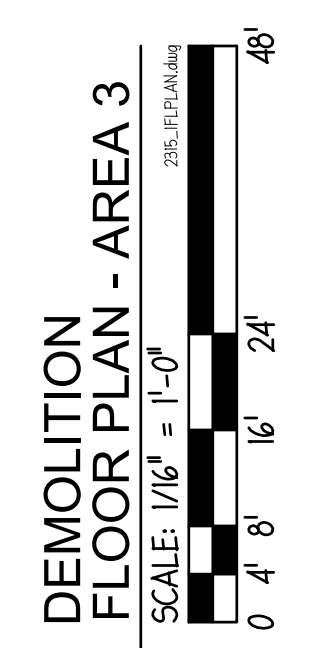
Upon receipt of this ADDENDUM, insert same into the documents, which were issued to you. Hereafter, said ADDENDUM shall be as much a part of the said documents as though originally set forth therein. THIS ADDENDUM DOES NOT CHANGE THE BID DATE.

15. TO THE DRAWINGS, Sheet D1.1: Orchestra Room 140 (aka H01): Add to Base Bid document: Remove additional ceiling panels and grid 30' x 18'. Install new grid and ceiling panels when HVAC work is done in this room. This is added to the changes noted on Addendum 2 Items 4., 5., and 6.
16. TO THE DRAWINGS, Sheet M1.3: Schedule suspended ceiling electrical work: All light fixtures in main corridor are 1' x 4': Main corridor N-S change number of 1' x 4' light fixtures from 30 to 42.; Change number of exit signs from 3 to 4; Change number of heat detectors from 8 to 10; Change speakers from 8 to 10. Main Corridor E-W change number of 1' x 4' light fixtures from 7 to 10. No other change. Teacher work room: Add 3 – 2x4 light fixtures to be removed. Narrow corridor 148H: add 3 – 1x4 fixtures to be removed. North East entrance labeled CORRIDOR MAIN: Remove six (6) 1x4 light fixtures. Orchestra Room 140 (aka H01): Remove an additional five (5) 2x4 light fixtures in center of room.
17. TO THE DRAWINGS, Sheet M1.2: Filter room 144C-HVAC contractor remove dust collector equipment inside this room: Plus the related round ductwork in room 144: Plus the equipment on the pedestal outside room 144. The general contractor will remove concrete base to 1 ½" below level of asphalt and install cold patch to level the surface.
18. TO THE SPECIFICATIONS, Section 08 10 08: Hollow Metal Work & Hardware: Change the following: Paragraph 2.2.I: Vision panel in 6" x 18" not 24" x 24". Paragraph 2.2.E: Cylinder shall be IC core (removable) with C key way and H keys.

Attachments: Drawing Sheet D1.0 revised 1/24/2020 Addendum #2  
Drawing Sheet D1.1 revised 1/28/2020 Addendum #3

END ADDENDUM NO. 3

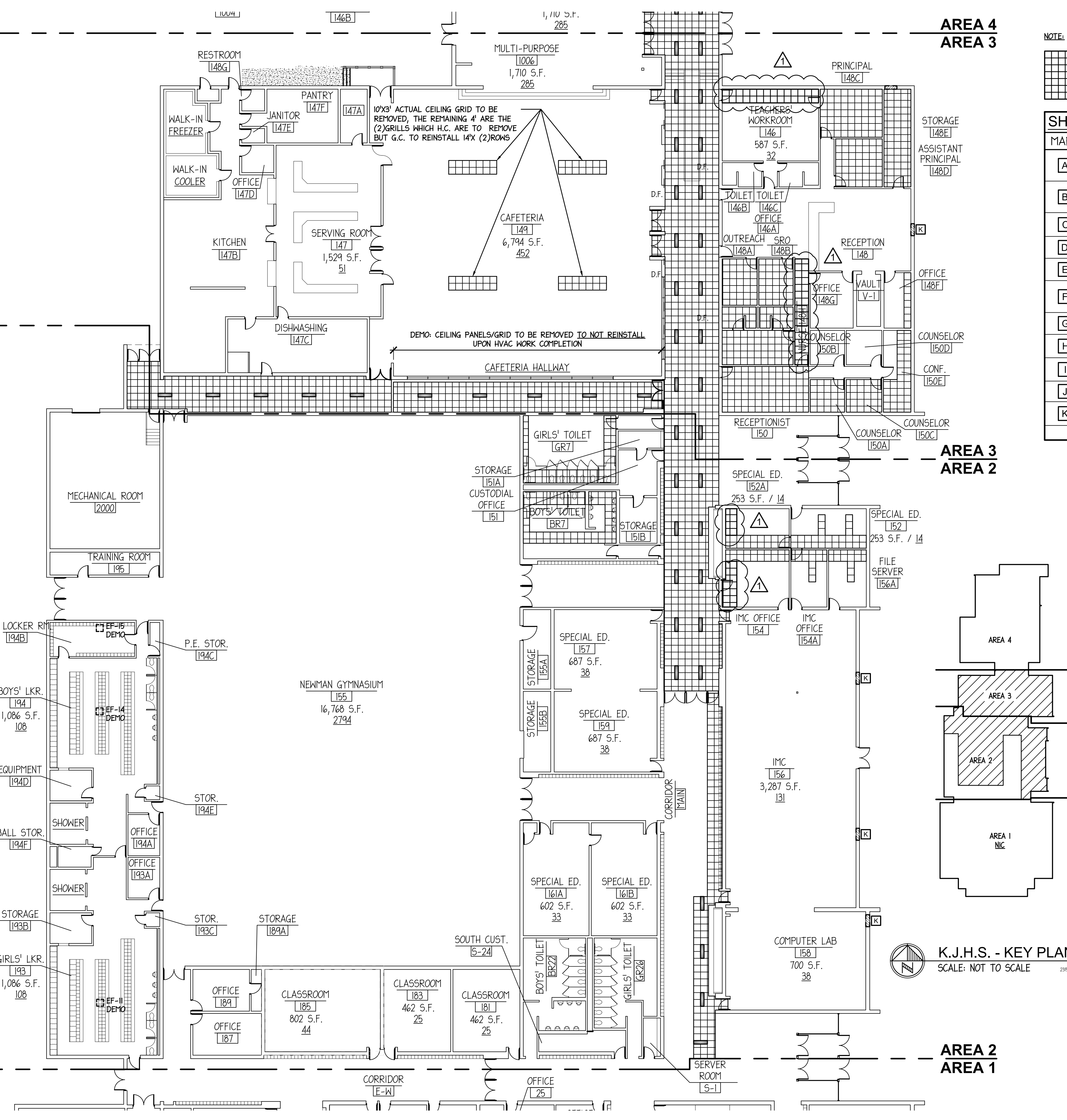
AREA 4  
AREA 3



AREA 3  
AREA 2



AREA 2  
AREA 1



NOTE:

REMOVE CEILING PANELS AND GRID AFTER APPROVAL OF H.C. CONTRACTOR, WHEN HVAC WORK IS COMPLETED. INSTALL NEW GRID AND CEILING PANELS (MATCH EXISTING MATERIALS), LIGHTS, DETECTORS, EXIT SIGNS, SPEAKERS, ETC... WILL BE REMOVED AND REINSTALLED BY THE E.C. (ELECTRICAL CONTRACTOR), ROOMS AND CORRIDOR WHERE ALL CEILING GRID AND PANELS ARE REMOVED AND REINSTALLED, INSTALL NEW REPLACEMENT MATERIALS, WHERE ROOMS CEILING ARE PARTIALLY REMOVED USED PANELS MAY BE EMPLOYED.

SHEET NOTES FOR SHEETS D1.0 AND D1.1

MARK	DESCRIPTION
A	CUT 18"x18" OPENING IN 8" CMU WALL AT CEILING, COORDINATE WITH H.C., REPAIR CEILING TILES AND GRID AROUND EXISTING DUCT
B	CUT 16"x48" OPENING IN 6" CONCRETE SLAB, COORDINATE WITH H.C., REPAIR CEILING TILES AND GRID AROUND EXISTING DUCT
C	REMOVE 4'x30" CEILING AND REPLACE WITH NEW GRID, EXISTING CEILING PANELS MAYBE REUSED
D	REMOVE GRILLS BY H.C., NEW CEILING PANELS INSTALLED BY G.C.
E	G.C. REPAIR 12" DIA HOLE IN WALL, COORDINATE WITH H.C. REMOVAL OF PIPE
F	REMOVE GRILLS AND EXHAUST DUCT BY H.C., G.C. LENGTHEN OPENING BY 8", EXISTING OPENING 24"x14"
G	REMOVE CEILING BY G.C., USE EXISTING WALL OPENINGS FOR DUCT ROUTING
H	WOOD CABINET: REMOVE SHELVES IN SOUTHEAST CORNER, LEAVE LOWER CABINET
I	FILL IN WALL AFTER SHEET METAL REMOVED, OPENING IS APPROXIMATELY 8'x4' OR AS NOTED
J	P.C. CUT SLAB 4'x3'
K	CUT MASONRY (e) WALL FOR 42X18 FRESH AIR INTAKE, INSTALL LINTEL SIMILAR TO 2/R1.0

K.J.H.S. - KEY PLAN  
SCALE: NOT TO SCALE

**MIDDLETON ASSOCIATES - INC**  
ARCHITECTS  
1702 W. College Ave.  
Suite E  
Normal, IL 61761-2793  
P: 309.452.1271  
F: 309.454.8049  
miltonassociates.net

State of Illinois Professional Design Firm Number 184.000267

**KLINGNER & ASSOCIATES, P.C.**  
Engineers • Architects • Surveyors  
616 N. 24th St., Quincy, IL 62301  
(217) 223-3070 | www.klingner.com

**MMEA ENGINEERS**  
MID MO ENGINEERING ALLIANCE, INC  
203 EASTLAND DRIVE  
JEFFERSON, IL 62201  
Phone: 372-8362116  
Design Firm Registration #184.007967-0002

**KINGSLEY J.H.S. RENOVATION AND GEOTHERMAL**  
at 303 Kingsley Street - Normal, Illinois 61761  
for **MCLEAN COUNTY UNIT DISTRICT NO. 5**  
Unit District Office - 1809 West Hovey Avenue  
Normal, Illinois 61761-4399

**RANDALL E. MIDDLETON**  
001807396  
001-007938  
RANDALL E. MIDDLETON  
Signature: [Signature]  
Expires: 11/09/2020

[Signature]

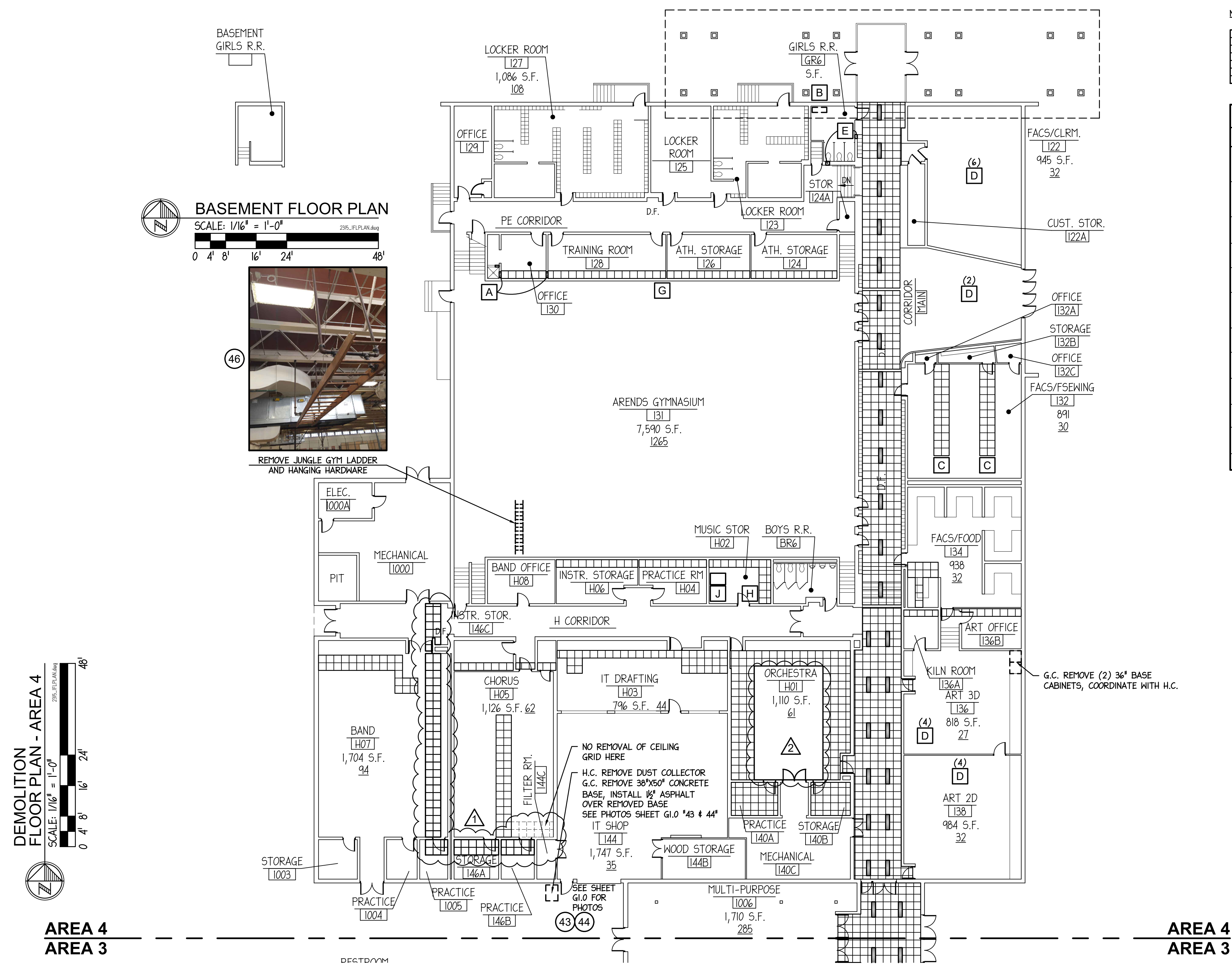
NO.	DATE	REVISIONS	REMARKS
1	01/24/2020	ADDENDUM NO. 2	

THE CONTRACTOR SHALL VERIFY CONDITIONS & DIMENSIONS ON THE JOB. INFORMATION SHOWN ON ANY PART OF THE DRAWINGS SHALL APPLY IN THE WORK UNLESS SET FORTH OTHERWISE.

PROJECT NO. 23152318  
ISSUE DATE JANUARY 14, 2020  
SHEET **D1.0**  
OF 31 SHEETS



NO.	DATE	REVISIONS	REMARKS
1	01/24/2020	ADDENDUM NO. 2	
2	01/28/2020	ADDENDUM NO. 3	THE CONTRACTOR SHALL VERIFY CONDITIONS & DIMENSIONS ON THE JOB. INFORMATION SHOWN ON ANY PART OF THE DRAWINGS SHALL APPLY IN THE WORK UNLESS SET FORTH OTHERWISE.



**NOTE:**

REMOVE CEILING PANELS AND GRID AFTER APPROVAL OF H.C. CONTRACTOR. WHEN HVAC WORK IS COMPLETED INSTALL NEW GRID AND CEILING PANELS (MATCH EXISTING MATERIALS), LIGHTS, DETECTORS, EXIT SIGNS, SPEAKERS, ETC... WILL BE REMOVED AND REINSTALLED BY THE E.C. (ELECTRICAL CONTRACTOR), ROOMS AND CORRIDOR WHERE ALL CEILING GRID AND PANELS ARE REMOVED AND REINSTALLED, INSTALL NEW REPLACEMENT MATERIALS, WHERE ROOMS CEILINGS ARE PARTIALLY REMOVED USED PANELS MAY BE EMPLOYED.

**SHEET NOTES FOR SHEETS D1.0 AND D1.1**

MARK	DESCRIPTION
A	CUT 18"x18" OPENING IN 8" CMU WALL AT CEILING, COORDINATE WITH H.C., REPAIR CEILING TILES AND GRID AROUND EXISTING DUCT
B	CUT 16"x48" OPENING IN 6" CONCRETE SLAB, COORDINATE WITH H.C., REPAIR CEILING TILES AND GRID AROUND EXISTING DUCT
C	REMOVE 4'x30" CEILING AND REPLACE WITH NEW GRID, EXISTING CEILING PANELS MAYBE REUSED
D	REMOVE GRILLS BY H.C., NEW CEILING PANELS INSTALLED BY G.C.
E	G.C. REPAIR 12" DIA HOLE IN WALL, COORDINATE WITH H.C. REMOVAL OF PIPE
F	REMOVE GRILLS AND EXHAUST DUCT BY H.C., G.C. LENGTHEN OPENING BY 8", EXISTING OPENING 24"x14"
G	REMOVE CEILING BY G.C., USE EXISTING WALL OPENINGS FOR DUCT ROUTING
H	WOOD CABINET: REMOVE SHELVES IN SOUTHEAST CORNER, LEAVE LOWER CABINET
I	FILL IN WALL AFTER SHEET METAL REMOVED, OPENING IS APPROXIMATELY 8'x4' OR AS NOTED
J	P.C. CUT SLAB 4'x3'
K	CUT MASONRY (6) WALL FOR 42"x18 FRESH AIR INTAKE, INSTALL LINTEL SIMILAR TO 2/R1.0

